






























	Series	General Description & Features	Automated Pneumatic	Automatic Electric	Sizes	Port	Direct Mount	Pyramidal Stem Packing	Body Materials	Trim Material	Available Seats	End Connections	Max Pressure
3-Piece	 MF8B	High Performance, Firesafe Three-Piece, Ball Valves			1/4-4"	Full	Yes	Yes	CF8M / WCB	SS	Series Standard: TFM™-1600 Options: RTFE, PTFE, UHMWPE, STFE, CTFE, STFM, STFE, MG1241, PEEK, RTFE Cavity Filler, PTFE Cavity Filler, TFM™-1600 Cavity Filler	Threaded, Socket Weld, Butt Weld, Extended Butt Weld, NPT X Extended Butt Weld, NPT x Socket Weld, NPT x Butt Weld, No Ends	600 /1480 PSI
	M31	Three-Way, One-Piece, Ball and Stem	M31 COMING Q2 2026		1-1/2-6"	"L" or "T" Port	Yes	No	CF8M / WCB	SS	Series Standard RTFE, TFM™-1600, 50/50 STFE	Flanged Ends	1000 PSI
Multi-Port	 M38	General Purpose, Three-Way, Ball Valves			1/4-2"	Regular	Yes	No	CF8M	SS	Series Standard: RTFE	Threaded Ends	1000 PSIG
	M9D	Direct Mount, Split Body, Ball Valves			1/2-12"	Full	Yes	Yes	CF8M / WCB	316 SS	Series Standard: TFM™-1600 Options: RTFE, PTFE, UHMWPE, STFE, CTFE, MG1241, STFM, PEEK	150# Flange Ends	285 PSIG
Flanged	 MF9D	Direct Mount, Firesafe Split Body, Ball Valves			1/2-12"	Full	Yes	Yes	CF8M / WCB	316 SS	Series Standard: TFM™-1600 Options: RTFE, PTFE, UHMWPE, STFE, CTFE, MG1241, STFM, PEEK	150# Flange Ends	285 PSI
	MR	Resilient Seated, Butterfly Valves			1-1/2-48"	N/A	Yes	No	Ductile Iron / CF8M	Ductile Iron / Nickel 316 Nylon Coated Al / Bronze	EPDM, NBR/BUNA, FKM/VITON	125/150 Wafer and Lug	230 PSI
Butterfly	 MD	Double Offset, High Performance, Butterfly Valves			2-48"	N/A	Yes	No	WCB / CF8M	316 SS Other-CF	PTFE, RTFE, FIRESAFE	Wafer and Lug	See Catalog or CF
	MV8B	Three-Piece, High Performance, V-Port, Ball Valves			1/2-4"	V-Port 30°, 60°, 90° and Custom	Yes	Yes	CF8M / WCB and Alloys	SS, Other Options Available	Series Standard: TFM™-1600 Options: RTFE, PTFE, UHMWPE, STFE, CTFE, MG1241, STFM, PEEK	Threaded, Socket Weld, Butt Weld, Extended Butt Weld, NPT X Extended Butt Weld, NPT x Socket Weld, NPT x Butt Weld	600 / 1480 PSI
Control	 MV8B	Three-Piece, High Performance, V-Port, Ball Valves			1/2-4"	V-Port 30°, 60°, 90° and Custom	Yes	Yes	CF8M / WCB and Alloys	SS, Other Options Available	Series Standard: TFM™-1600 Options: RTFE, PTFE, UHMWPE, STFE, CTFE, MG1241, STFM, PEEK	Threaded, Socket Weld, Butt Weld, Extended Butt Weld, NPT X Extended Butt Weld, NPT x Socket Weld, NPT x Butt Weld	600 / 1480 PSI

Control

Series	General Description & Features	Automated Pneumatic	Automatic Electric	Sizes	Port	Direct Mount	Pyramidal Stem Packing	Body Materials	Trim Material	Available Seats	End Connections	Max Pressure
 MV7B	Sanitary Ends, Three Piece Ball Valves			1/4-4"	V-Port 30°, 60°, 90° and Custom	Yes	Yes	CF3M and Specials	CF3M	Series Standard: PTFE Options: UHMWPE, TFM™-1600, STFE, RTFE Cavity Filler, PTFE Cavity Filler, TFM™-1600 Cavity Filler	Sanitary Clamp, Tube O.D. Ends	393/ 1000
 MV9D	150# Flanged, Direct Mount, V-Port Ball Valves			1/2-12"	V-Port 30°, 60°, 90° and Custom	Yes	Yes	CF8M, WCB, and Specials	CF8M and Other	Series Standard: TFM™-1600 Options: RTFE, PTFE, UHMWPE, STFE, CTFE, MG1241, STFM, PEEK	Flanged 150# and 300#	285 psi
 MFV9D	Firesafe, 150# Flanged, Direct Mount, V-Port Ball Valves			1/2-12"	V-Port 30°, 60°, 90° and Custom	Yes	Yes	CF8M, WCB, and Specials	CF8M and Other	Series Standard: TFM™-1600 Options: RTFE, PTFE, UHMWPE, STFE, CTFE, MG1241, STFM, PEEK	Flanged 150# and 300#	285 psi

	Series	General Description	Models/Range	Types	Materials	Features	Options	Options	Options
Actuators & Controls	 Pneumatic Actuators	ZP Series	ZP Series, Rack & Pinion, Pneumatic Actuators, 16 Models, Hard Adonized & Nickel Plated	ZP-035 ZP-212	Pneumatic	Hard Adonized Aluminum	Dual Travel Stops	Nickel Plated	Extended or "Short" Stops
	 Electric Actuators	ZE/ZX Series, Weather-proof & Explosion Proof, Electric Actuators	Weatherproof & Explosion Proof	00350-26500	Type 4, 4X IP67 Die Cast, Type 4, 4X, Aluminum, 8 Apex	Die Cast Aluminum	Solid Hardened Gears, Manual Override On-Off or Modulating	Integral Control On-Off Local Remote	Special Coatings Available
	 Solenoids	ZSV ZESV	5/2 Single Solenoid, 5/2 Dual Solenoid	Aluminum and SST, NEMA 4 and NEMA 7, 24VDC, 120 VAC and 220 VAC	Direct Mount	Aluminum & 316 SS, Others Available	Direct & Pipe Mount Available	Pipe Mount Available	Various Voltages & Body Materials
	 Limit Switches	ZLS Series	2-General Purpose 3 - General Purpose 4- Explosion Proof 5-Explosion Proof (SST Option) 9-SST General Purpose	ZLS-2 ZLS-3 ZLS-4 ZLS-5 ZLS-9	Weather-proof & Explosion Proof	Die Cast Aluminum & Stainless	NEMA 4, 4X 7,9 Options	Various Switch Options	UL Approved Available
	 Positioners	ZPP ZEP ZSP	Pneumatic, Electro-Pneumatic & Smart Models	ZPP-Pneumatic, ZEP-Electro-Pneumatic, ZSP-5: Smart (Fail freeze option), ZSP-7: Smart Ex db IIC, EX tb IIIC	Pneumatic Electro-Pneumatic & Smart	Die Cast Aluminum	Rotary or Linear Available	Support: Hart Field Bus	Bus Communications Options Available
Actuators & Controls	 Declutchable Gear Operators	ZDGO Series	"Sandwich Mount Gear" Gear Operators, STD.	ZDGO-010A → ZDGO-150C	Sandwich Mount	Cast Steel, Epoxy Coated	Bleed Block STD	Other Coatings Available	

HOW TO ORDER: MANUAL BALL VALVES

1) Series	2) Body Material	3) Connection	4) Size	5) Seats
M10 M20 M2B MF36 MF60 M31 M38 M55 M7B M83 M8B MF8B M9D MF9D MV7B MV8B MV9D MFV9D MF9R	S - Stainless Steel C - Carbon Steel T - HASTELLOY E - Electropolisher SST G - CE3MN A - Alloy 20 D - CD3MN	TH - Threaded SW - Socket Weld BW - Butt Weld EW - Extended Butt Weld ES - Extended Socket Weld TE - NPT X Extended Butt Weld TS - NPT X Socket Weld TB - NPT X Butt Weld NE - No Ends SA - Sanitary Clamp DA - Tube O.D. SD - Sanitary Clamp x Tube O.D. F1 - 150# Flange	0025 - 1/4" 0038 - 3/8" 0050 - 1/2" 0075 - 3/4" 0100 - 1" 0125 - 1-1/4" 0150 - 1-1/2" 0200 - 2" 0250 - 2-1/2" 0300 - 3" 0400 - 4" 0600 - 6" 0800 - 8" 1000 - 10" 1200 - 12"	R - RTFE P - PTFE U - UHMWPE S - 50/50 STFE T - TFM™-1600 D - DELRIN C - CTFE M - MG1241 A - STFM F - PTFE Cavity Filler H - TFM Cavity Filler J - STFE Cavity Filler E - RTFE Cavity Filler Z - PEEK
6) Ball	7) Stem	8) O-Ring	9) Operator	
X - Stainless Steel L - SST L-Port T - SST T-Port Ball B - Tunsten Carbide Coated 316SST E - HCR Coated F - Chrome Carbide Coated 316SST K - Chrome Carbide Coated Inconel 718 R - Monel T - Hastelloy C-276 D - Duplex SST G - Super Duplex SST H - Hard Coated (HMF) A - Alloy 20 J - 304SS 1 - Stainless Steel 15° V-Port 3 - Stainless Steel 30° V-Port 6 - Stainless Steel 60° V-Port 9 - Stainless Steel 90° V-Port	X - Stainless Steel B - 17-4 PH® C - XM-19 (NITRONIC 50) E - DUPLEX 2205 N - INCONEL® 718 F - A286 R - MONEL D - DUPLEX SS G - SUPER DUPLEX SS A - Alloy 20 T - HASTELLOY C-276 J - SS304	X - Not Required V - FKM/VITON M - MARKEZ Z1028 K - KALREZ 4079 C - CHEMRAZ® 505 Z - KALREZ® 6375 G - PERLAST® G75M H - CHEMRAZ® 564 L - Low Temp Buna E - EPDM S - Silicone	X - Manual Handle G - Gear Operator O - Oval Handle L - Stem Extension S - Spring Return Handle C - Gear Operator with Chainwheel B - Bare Stem	

HOW TO ORDER: MANUAL BUTTERFLY VALVES

1) Series	2) Body Material	3) Connection	4) Size	5) Seat
MR MD	S - Stainless Steel B - Ductile Iron C - Carbon Steel	L1 - 150# Lug W1 - 150# Waffer with Guide Holes W3 - 300# Waffer with Guide Holes L3 - 300# Lug	0150 - 1-1/2" 0200 - 2" 0250 - 2-1/2" 0300 - 3" 0400 - 4" 0500 - 5" 0600 - 6" 0800 - 8" 1000 - 10" 1200 - 12" 1400 - 14" 1600 - 16" 1800 - 18" 2000 - 20" 2400 - 24" 2800 - 28" 3000 - 30" 3200 - 32" 3600 - 36"	N - EPDM B - NBR/BUNA V - FKM/VITON R - RTFE P - PTFE F - FIRE SAFE
6) Disc	7) Stem	8) Stem Bushing	9) Operator	
N - Nylon Coated Ductile Iron S - Stainless Steel B - Aluminum Bronze D - Nickle Plated Ductile Iron	X - ASTM A276 431 R - A182 Grade F316 A - A182 Grade F6A B - A182 Grade F304	X - FRP B - BRASS P - PTFE+SS316L	B - Bare Stem G - Gear Operator P - 10-Position Handle	



10080 Commerce Park Dr.
Cincinnati OH, 45246
513-499-3820
www.m-zcontrols.com
sales@m-zcontrols.com